

ND20 METER OF NETWORK PARAMETERS

FEATURES:




INPUT:



OUTPUTS:

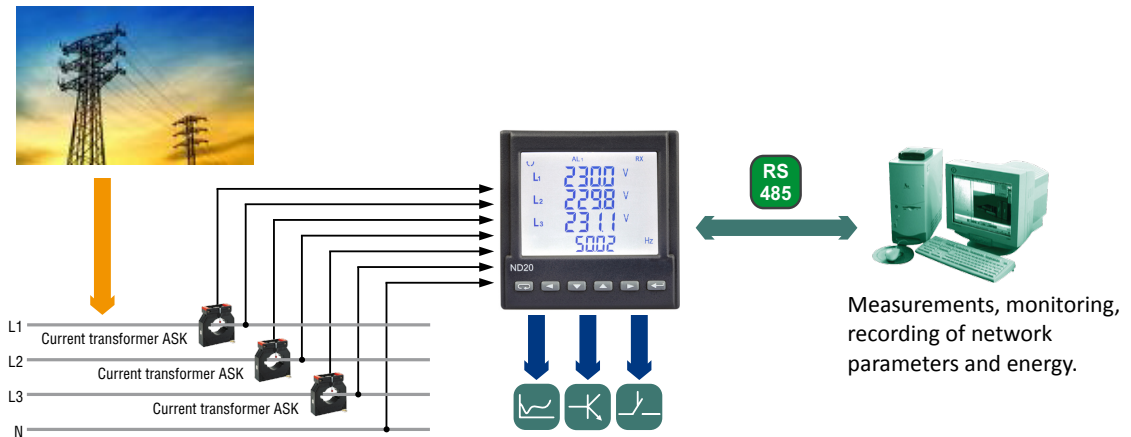


GALVANIC ISOLATION:



- Measurement of power network parameters in 4-wire balanced and unbalanced systems.
- High accuracy class.
- Indications considering values of programmed ratios.
- Harmonics of voltages and currents (selectively).
- THD factors for currents and voltages.
- Profile of 15, 30, 60-minutes' power (9000 measurements).
- Configured watt-hour meter for the selected harmonic.
- Backlit LCD 3.5" screen.
- Protection grade from the frontal side: IP65.
- Digital transmission to the master system through the RS-485 interface (MODBUS).
- Configurable analog, alarm and pulse outputs (energy).

EXAMPLE OF APPLICATION



MEASURED QUANTITIES AND MEASURING RANGES

Measured value	Indication range*	Measuring range	L1	L2	L3	Σ	Basic error
Current 1/5A L1...L3	0.00 ... 60 kA	0.02 ... 6 A~	•	•	•		±0.2%
Voltage L-N	0.0 ... 1.104 MV	2.9 ... 276 V~	•	•	•		±0.2%
Voltage L-L	0.0 ... 1.92 MV	10 ... 480 V~	•	•	•		±0.5%
Frequency	47.0 ... 63.0 Hz	47.0 ... 63.0 Hz	•	•	•		±0.2%
Active power	-9999 MW ... 0.00 W ... 9999 MW	-1.65 kW ... 1.4 W ... 1.65 kW	•	•	•	•	±0.5%
Reactive power	-9999 Mvar ... 0.00 var ... 9999 Mvar	-1.65 kvar ... 1.4 var ... 1.65 kvar	•	•	•	•	±0.5%
Apparent power	0.00 VA ... 9999 MVA	1.4 VA ... 1.65 kVA	•	•	•	•	±0.5%
Power factor PF	-1 ... 0 ... 1	-1 ... 0 ... 1	•	•	•	•	±1%
Tangent φ	-1.2...0...1.2	-1.2 ... 0 ... 1.2	•	•	•	•	±1%
Cosinus φ	-1... 1	-1 ... 1	•	•	•	•	±1%
φ	-180 ... 180	-180 ... 180	•	•	•		±0.5%
Imported active energy	0 ... 99 999 999.9 kWh					•	±0.5%
Exported active energy	0 ... 99 999 999.9 kWh					•	±0.5%
Reactive inductive energy	0 ... 99 999 999.9 kvarh					•	±0.5%
Reactive capacitive energy	0 ... 99 999 999.9 kvarh					•	±0.5%
THD	0 ... 400%	0 ... 400%	•	•	•		±5%

OUTPUTS

Kind of output	Properties
Analog output	• 1 programmable current output 0/4...20 mA
Relay output	• programmable relay output, normally open voltageless contacts, load capacity 250 V~/0.5 A~
Pulse output of active or reactive energy	• 1 OC type, passive

ND20 METER OF NETWORK PARAMETERS

DIGITAL INTERFACE

Interface type	Transmission protocol	Mode	Baud rate
RS-485	MODBUS RTU	8N2, 8E1, 8O1, 8N1	4.8; 9.6; 19.2; 38.4 kbit/s

EXTERNAL FEATURES

Readout field	LCD 3.5" screen, specialized, monochromatic with backlit	
Weight	< 0.3 kg	
Overall dimensions	96 × 96 × 77 mm	panel cut-out: 92.5 ^{+0.6} × 92.5 ^{+0.6} mm
Protection grade (acc. to EN 60529)	from frontal side: IP65	from terminal side: IP20

RATED OPERATING CONDITIONS

Supply voltage	85...253 V d.c. or a.c. (40...400 Hz), 20...40 V d.c. or a.c. (40...400 Hz)	power consumption < 6 VA
Temperature	ambient: -25...23...55°C	storage: -30...70°C
Relative humidity	25...95%	inadmissible condensation
Operating position	any	
External magnetic field	0...40...400 A/m	
short duration overload (1 s)	voltage input: 2Un (max. 1000 V)	current input: 10 In

SAFETY AND COMPATIBILITY REQUIREMENTS

Electromagnetic compatibility	noise immunity	acc. to EN 61000-6-2
	noise emissions	acc. to EN 61000-6-4
Safety requirements		acc. to EN 61010-1

EXAMPLE OF CONNECTION DIAGRAM

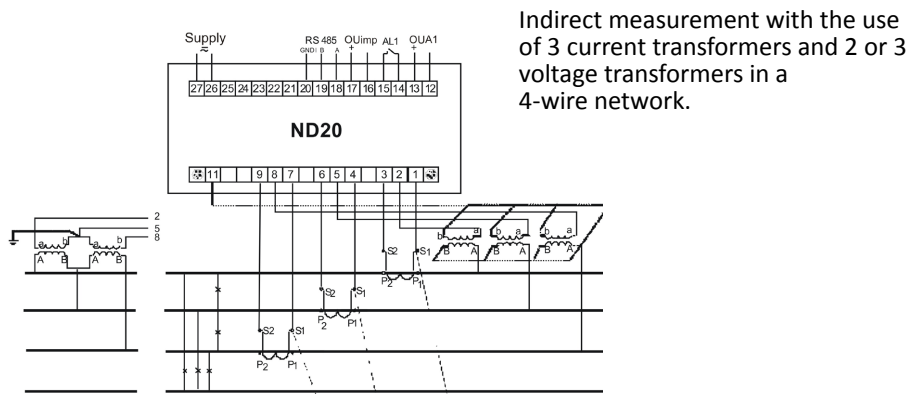


Fig 1. Meter connection diagrams in a 4-wire network.

ORDERING

ANALYSER OF NETWORK PARAMETER ND20 -	X	X	X	X	XX	X	X
Current input In:							
1 A (X/1)		1					
5 A (X/5)		2					
Voltage input (phase/ phase-to-phase) Un:							
3 x 57.7/100 V			1				
3 x 230/400 V			2				
Analog current output:							
without analog output				0			
with programmable output 0(4) ... 20 mA				1			
Supply voltage:							
85...253 V d.c. or a.c. (40...400 Hz)					1		
20...40 V d.c. or a.c. (40...400 Hz)					2		
Version:							
standard						00	
custom-made*						XX	
Language:							
Polish							P
English							E
other*							X
Acceptance tests:							
without extra quality requirements							0
with an extra quality inspection certificate							1
acc. to customer's request*							X

EXAMPLE OF ORDER:

The code **ND20 - 2 2 1 1 00 E 0** means:
ND20 - meter of network parameters of ND20 type
2 - current input: 5A (X/5)
2 - input voltage (phase/phase-to-phase) Un = 3 x 230 V/ 400 V
1 - with programmable analog output
1 - supply voltage: 85...253 V a.c./ d.c.
00 - standard version
E - all descriptions and user's manual in English
0 - without extra quality requirements.

* - after agreeing with the manufacturer

SEE ALSO:



Current transformers from 5 A to 6 kA.



P43 - three-phase transducer of power network parameters.