

N30H DIGITAL PANEL METER

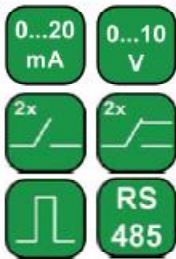
FEATURES:




INPUTS:



OUTPUTS:

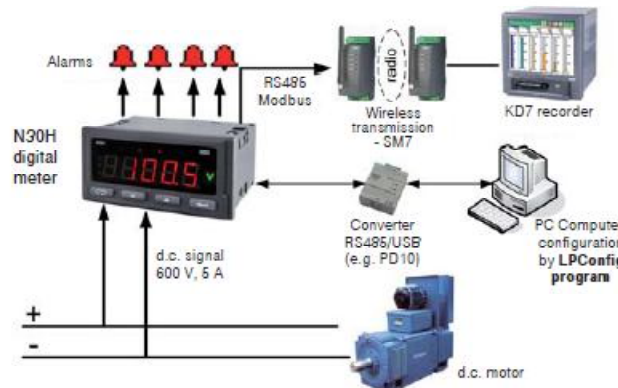


GALVANIC ISOLATION:



- Measurement: current and d.c. voltage up to 5 A and 600 V.
- Three-colour display (14 mm high), programmed in three intervals of the measured value.
- Meter programming from the keyboard or through the RS-485 Interface by means of the free delivered LPConfig program.
- Four alarm outputs with signalling by LED diodes, operating in 6 different modes.
- Conversion of any measured value into a 0/4...20 mA, or 0...10 V analog signal.
- Storage of minimal and maximal values for all measured quantities.
- 21-point individual characteristic for the measured value.

EXAMPLE OF APPLICATION



Measurement and recording of d.c. motor voltage and current. Measured data are transmitted to the recorder via radio modules.

INPUTS

Input kind	Maximal measuring range	Class
+/- 500 V d.c.	-600...600 V d.c.	0.1
+/- 100 V d.c.	-200...200 V d.c.	0.1
+/- 5 A d.c.	-6...6 A d.c.	0.1
+/- 1 A d.c.	-1.2...+1.2 A d.c.	0.1
Current time	00.00...23.59	0.5 second/h

OUTPUTS

Output kind	Properties	Remarks
Relay output	<ul style="list-style-type: none"> • 2 x relays, voltageless NO contacts, load-carrying capacity 250 V a.c./ 0.5 A a.c. • 2 x relays, voltageless switched contacts, load-carrying capacity 250 V a.c./ 0.5 A a.c. 	
Analog output	<ul style="list-style-type: none"> • current programmable 0/4...20 mA, load resistance $\leq 500 \Omega$ • voltage programmable 0...10 V, load resistance $\geq 500 \Omega$ • Error of output: 0.2% of the set range 	Additional error from temperature changes: 50% of class/10K
OC output	• OC type, passive npn, 30 V d.c./30 mA	voltage output
Auxiliary supply	• 24 V d.c./ 30mA	

DIGITAL INTERFACES

Interface type	Transmission protocol	Modes	Baud rates
RS-485	MODBUS RTU	8N2, 8E1, 8O1, 8N1	4.8; 9.6; 19.2; 38.4, 57.6, 115.2 kbit/s

EXTERNAL FEATURES

Readout field	5-digit LED display - indication range -19999...99999 digit height: 14 mm	three-colour display (colour changes depending on displayed value): red, green, orange
Weight	< 0.2 kg	
Overall dimensions	96 × 48 × 93 mm	Panel cut-out: 92 ^{+0.6} × 45 ^{+0.6} mm
Protection grade (acc. to EN 60529)	from frontal side: IP65	from terminal side: IP 10

N30H DIGITAL PANEL METER

RATED OPERATING CONDITIONS

Supply voltage	85...253 V a.c. (40...400 Hz) or d.c., 20...40 V a.c. (40...400 Hz) or d.c.	
Temperature	ambient: -25...23...55°C	storage: -30...70°C
Relative humidity	25...95%	condensation inadmissible
Operating position	any	
External magnetic field	0...400 A/m	

SAFETY AND COMPATIBILITY REQUIREMENTS

Electromagnetic compatibility	Noise immunity	acc. to EN 61000-6-2
	Noise emissions	acc. to EN 61000-6-4
Isolation between circuits	basic	acc. to EN 61010-1
Pollution grade	2	
Installation category	III	
Maximal phase-to-earth working voltage	for the supply circuit: 300 V	
	for remaining circuit: 50 V	
Altitude above sea level	< 2000 m	

CONNECTION DIAGRAMS

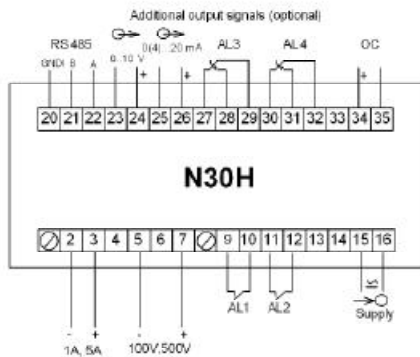


Fig. 1. Description of signals on connection strips

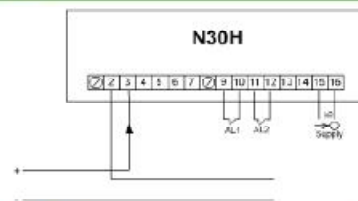


Fig. 2. Meter connection in the configuration for current measurement

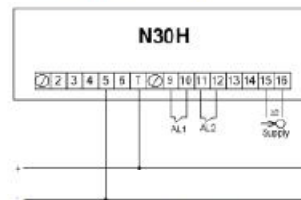


Fig. 3. Meter connection in the configuration for voltage measurement

ORDERING

TABLE 1. ORDERING CODES:

	N30H -	X	X	XX	XX	X	X
Supply:							
85...253 V a.c./d.c.		1					
20...40 V a.c./d.c.		2					
Additional outputs:							
lack			0				
OC output, RS-485, analog outputs			1				
OC output, RS-485, analog outputs switched-over relay outputs			2				
Unit:							
unit code acc. to the table 2				XX			
Version:							
standard					00		
custom-made*					XX		
Language:							
Polish						P	
English						E	
other*						X	
Acceptance tests:							
without extra requirements							0
with an extra quality inspection certificate							1
acc. to customer's request*							X

Order example:

The code N30H - 1 0 01 00 E 0 means

- N30H - programmable N30H panel digital meter
- 1 - supply: 85...253 V a.c./d.c.
- 0 - lack of additional outputs
- 01 - unit "V" acc. to the table 2
- 00 - standard option
- E - English language
- 0 - without extra requirements

TABLE 2. CODES OF HIGHLIGHTED UNIT:

Code	Unit	Code	Unit	Code	Unit
00	lack of unit	20	kVAh	40	szt.
01	V	21	MVAh	41	imp
02	A	22	Hz	42	rps
03	mV	23	kHz	43	m/s
04	kV	24	Ω	44	l/s
05	mA	25	kΩ	45	obr/min
06	kA	26	°C	46	rpm
07	W	27	°F	47	mm/min
08	kW	28	K	48	m/min
09	MW	29	%	49	l/min
10	var	30	%RH	50	m ² /min
11	kvar	31	pH	51	szt./h
12	Mvar	32	kg	52	m/h
13	VA	33	bar	53	km/h
14	kVA	34	m	54	m ² /h
15	MVA	35	l	55	kg/h
16	kWh	36	s	56	l/h
17	MWh	37	h		
18	kvarh	38	m ³	XX	on order*
19	Mvarh	39	obr		

* - after agreeing with the manufacturer

SEE ALSO:



Free LPConfig software for easy programming of LUMEL's products. Available on our website



KD7 recorder with MODBUS master protocol for recording data measured by N30H meter.



SM7 communication module for RS485 interface. Enables wireless connection on distance up to 300 meters.